

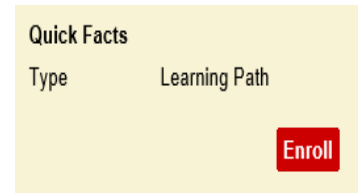
## Accessing Courses on NBRC's Parent Training Portal

To complete coursework, you must use a computer that can run Adobe programs. Make sure your speakers/volume is working or you have headphones to listen to narration. The LMS is best accessed using Chrome or Firefox internet servers.

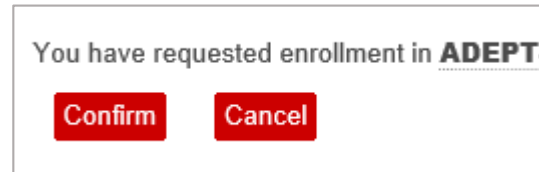
1. Register for online classes by completing all fields in the Login page (you will find your child's UCI number on his or her IPP)
2. You will enter the site on the **Catalog** page. Click on the **Autism** page to access the **ADEPT** behavioral training, consisting of 2 Modules, each with 10 courses. Click on the **Learning Path** tab, and then **More Info** at the bottom of the course description.



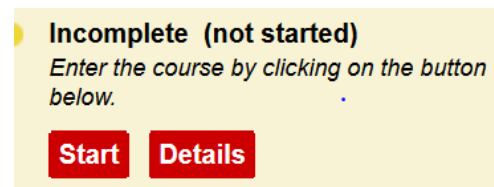
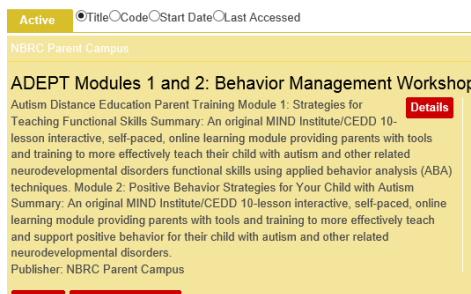
3. Click on the **Enroll** button on the far right portion of the page



4. Click on the **Confirm** button to enter the course



5. You will be taken back to the course description where you will click on the **Start** button to enter the course.



6. All the courses in the Learning Path are listed in a series of underlined titles. Click on the Course Title and click **Start** to enter each course in the series.
7. Upon completion, notify your Service Coordinator; you should have the option to get a certificate of completion from the LMS at the end of the course. You can email this to your SC.